

## Southwest Local Workforce Development Area PY 21 Performance Results

Jun-22

<b>Adult Performance Measures</b>	<b>Goal</b>	<b>Actual</b>	<b>Difference from Goal</b>	<b>% of Goal Met</b>
Employment Rate 2nd Quarter after Exit	82.5%	76.6%	-5.9%	92.8%
Employment Rate 4th Quarter after Exit	82.5%	77.0%	-5.5%	93.3%
Median Earnings 2nd Quarter after Exit	\$6,680.00	\$6,821.00	\$141.00	102.1%
Credential Attainment within 4 Quarters after exit	63.5%	59.7%	-3.8%	94.0%
Measurable Skills Gains	53%	52.9%	-0.1%	99.8%

<b>Dislocated Worker Performance Measures</b>	<b>Goal</b>	<b>Actual</b>	<b>Difference from Goal</b>	<b>% of Goal Met</b>
Employment Rate 2nd Quarter after Exit	82.5%	88.2%	5.7%	106.9%
Employment Rate 4th Quarter after Exit	82.5%	76.9%	-5.6%	93.2%
Median Earnings 2nd Quarter after Exit	\$7,650.00	\$8,335.00	\$685.00	108.95%
Credential Attainment within 4 Quarters after exit	67%	54.5%	-12.5%	81.3%
Measurable Skills Gains	49%	57.5%	9%	117.3%

<b>Youth Performance Measures</b>	<b>Goal</b>	<b>Actual</b>	<b>Difference from Goal</b>	<b>% of Goal Met</b>
Employment Rate 2nd Quarter after Exit	77%	74.1%	-2.9%	96.2%
Employment Rate 4th Quarter after Exit	76%	80.9%	4.9%	106.4%
Median Earnings 2nd Quarter after Exit*	\$3,400.00	\$4,258.00	\$858.00	125.2%
Credential Attainment within 4 Quarters after exit	70%	56.7%	-13.3%	81.0%
Measurable Skills Gains	47%	50.4%	3.4%	107.2%

# Article V – Standing Committees

## American Job Center Services

- ▶ Provides information and assists with operational and other issues relating to the one-stop delivery system, which may include representatives of the one-stop partners.
- ▶ Oversees activities related to AJC Technology Services; Coordination with education providers; and Employer engagement functions.
- ▶ Supports the Career Development Services Team in their efforts to provide job seekers with opportunities to explore career options, identify barriers, access resources, develop skills, and apply for jobs and the Business Services Team in providing employers with opportunities to identify potential workers, assess skill gaps, and facilitate training of employees to meet employer needs.

## Outreach and Opportunities

- ▶ Responsive to the provision of services to individuals with particular service needs, such as veterans, youth ages 16-24, individuals with a disability, dislocated workers, offenders, and others with barriers to employment.
- ▶ Leads efforts in the functions related to Career pathways development by recommending alignment of employment, training, education, and supportive services and proven and promising practices identification in meeting the needs of customers of the system and disseminating this information to the Board.
- ▶ Supports the staff in seeking supplemental grant funds to support workforce development efforts in the LWDA.

# Southwest AJC Report

SWLWDA, August 2022

Totals for 04-01-2022 through 06-30-2022

## AJC Business Services Update:

- In-Person Hiring Events: **15**
- Virtual Hiring Events: **0**
- Hiring Event Attendees: **104**
- Active OJT Contracts: **10**
- OJT Participants: **40**
- WEX (Youth Work Experience Contracts): **7**
- WEX Participants: **18**



## Partner Program Updates

### Title I

**108/62**

Adult, DW, & NDWG enrollments/KPI enrollment goal for the quarter

**61/31**

Youth enrollments/KPI enrollment goal for the quarter

### Title II: Adult Education

**55/59**

Henderson County Schools: new enrollments/KPI enrollment goal for the quarter

**42/74**

JSCC: new enrollments/KPI enrollment goal for the quarter

### Title III: Wagner Peyser

**197/196**

New WP enrollments/ KPI enrollment goal for quarter

**6/6**

New JVSG enrollments/KPI goal for quarter

**56/53**

New SNAP E&T enrollments/KPI enrollment goal for quarter

**0%/100%**

Trade/Title I co-enrollments/ KPI goal (No new Trade enrollments)

**0/6**

RESEA/Title I co-enrollments.

### Title IV: Vocational Rehabilitation

**49**

Employed

**69**

New Enrollments

**17**

Successful Closures

### Title V: SCSEP

**0/1**

Participant exits/KPI goal for quarter

### Re-entry

**53/19**

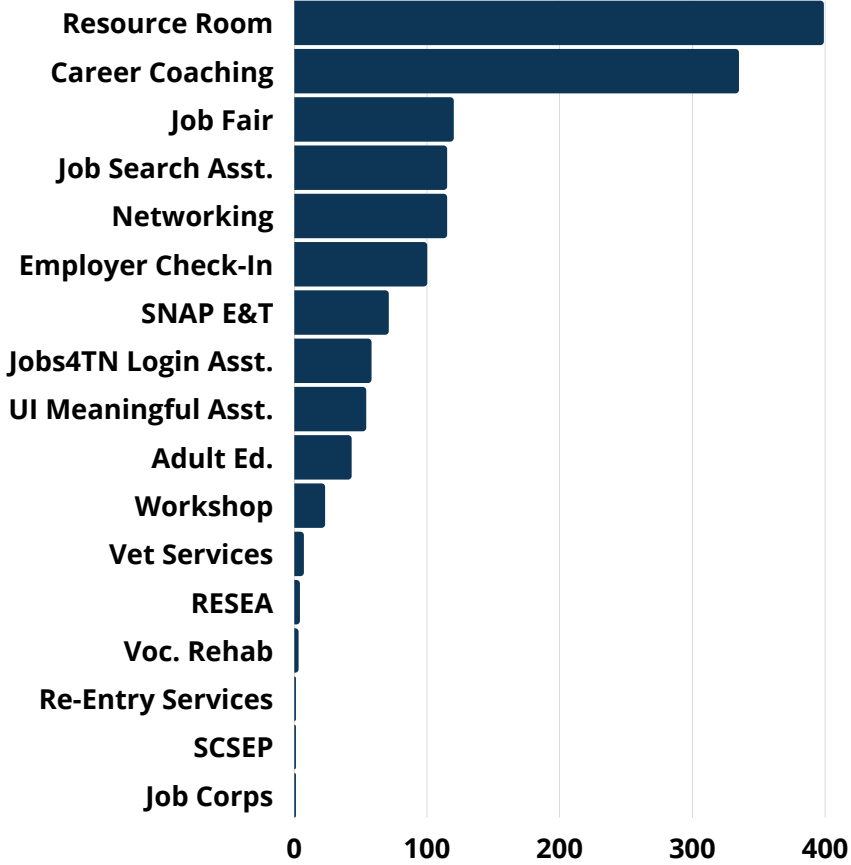
New enrollments/ KPI enrollment goal

# Southwest AJC Report

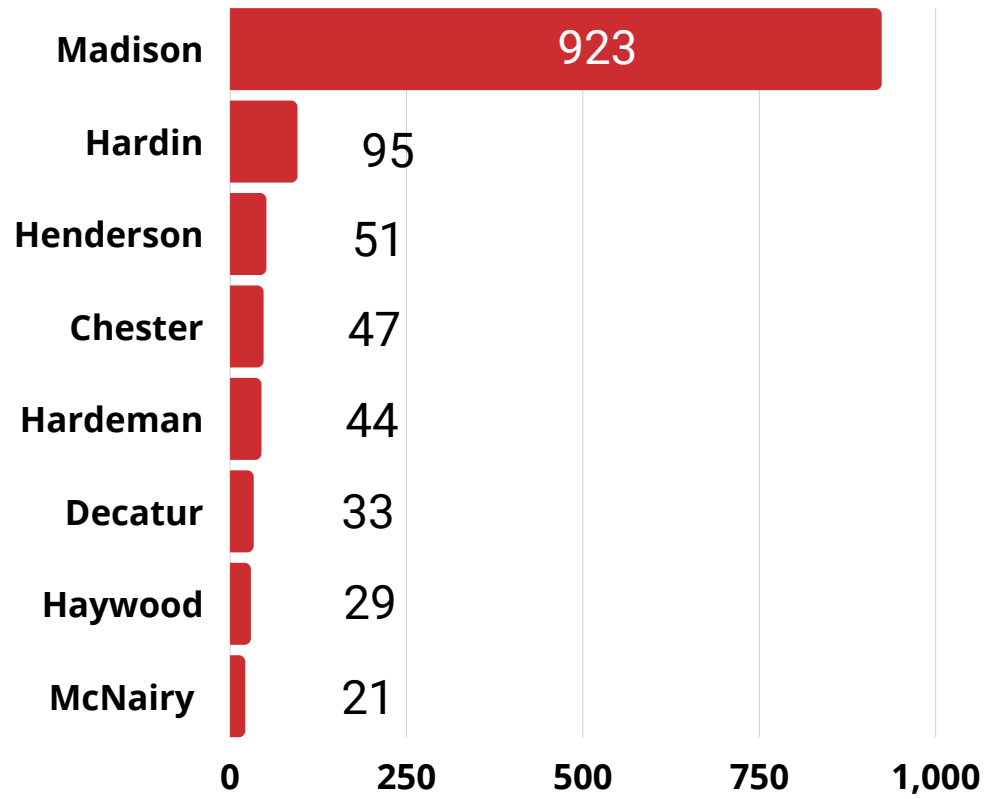
SWLWDA, August 2022

Totals for 04-01-2022 through 06-30-2022

## AJC Check-ins by Visit Reason

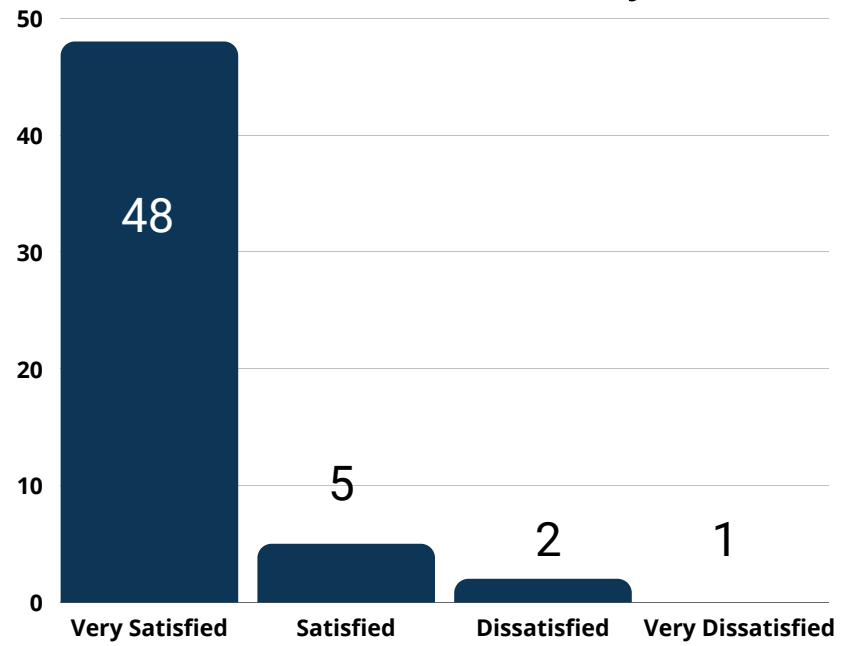


## AJC Traffic Counts

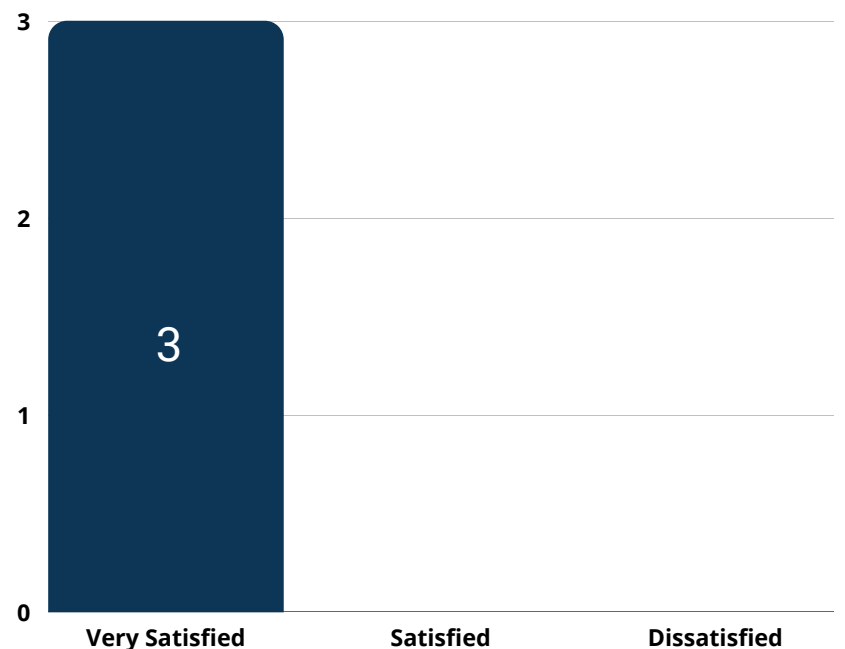


County	# Of Events	# of People Reached
Chester	12	99
Decatur	3	21
Hardeman	2	2
Hardin	17	59
Haywood	28	228
Henderson	20	55
Madison	59	791
McNairy	1	1
<b>Totals:</b>	<b>142</b>	<b>1,436</b>
<b>Total Reach</b>	<b>Outreach, AJC Events, &amp; AJC Foot traffic</b>	<b>2,783</b>

## Job Seeker Surveys



## Employer Surveys



# Southwest AJC Report

SWLWDA, August 2022

Totals for 04-01-2022 through 06-30-2022



## Success Stories

"William came to the AJC because he wanted to obtain his high school equivalency diploma (HiSET). He enrolled in the Adult Education and Title I programs and received his HiSET in just five weeks on March 15th! William is now participating in the On- the-Job Training program to obtain a full time job." -Submitted by staff

"I have been working with a gentleman named Jeremy. He just moved to the area and came to the AJC for help finding a job. He had gotten laid off from his last employer before he moved here. He has experience in construction, warehouse work, as a cook, and even in a grocery store. He was open to any job and already had a resume. We were able to fill out a few job applications and I made a referral to Mrs. Cheryl for Dislocated Worker. I called him for a follow up a couple of weeks later and he still was looking for a job. The same day we received an email about OJT and I talked to Donte' (Title I) and he told me about a contract he has with Adient in Lexington. I called Mr. Jeremy and he said he had actually just filled out an application for them that day. Donte' called the HR manager and gave her Jeremy's name and he started working there this week! He was very thankful." -Submitted by staff

"I received a phone call from a lady named Sakeisha Jones informing me that she got the job I helped her fill out and apply for at Aldi in Jackson ,TN. While she was here earlier this month, I also talked to her about the Adult Education program because she said she did not have a high school diploma or a G.E.D. She informed me today that she will be at the AJC tomorrow for the Adult Education orientation. She was very thankful and appreciative for being told about the program and encouraged to make that step. Just wanted to share some good news." -Submitted by staff

# Southwest AJC Annual Report

Totals for 07-01-2021 through 06-30-2022

## AJC Business Services Update:

- In-Person Hiring Events: **72**
- Virtual Hiring Events: **1**
- Hiring Event Attendees: **579**
- Total OJT Contracts: **10**
- OJT Participants: **48**
- WEX (Youth Work Experience Contracts): **7**
- WEX Participants: **25**



## Partner Program Updates

### Title I

**395/249** Adult, DW, & NDWG enrollments/KPI enrollment goal for the program year

**123/111** Youth enrollments/KPI enrollment goal for the program year

### Title II: Adult Education

**319/300** Henderson County Schools: new enrollments/KPI enrollment goal for the program year

**232/278** JSCC: new enrollments/KPI enrollment goal for the program year

### Title III: Wagner Peyser

**433/648** New WP enrollments/ KPI enrollment goal for program year

**231/213** New SNAP E&T enrollments/KPI enrollment goal for program year

**2/23** RESEA/Title I co-enrollments

**37/24**

New JVSG enrollments/KPI goal for program year

**0%/100%**

Trade/Title I co-enrollments/ KPI goal

### Title IV: Vocational Rehabilitation

**110**  
Employed

**305** New Enrollments

**108**  
Successful Closures

### Title V: SCSEP

**1/4** Participant exits/KPI goal for program year

### Re-entry

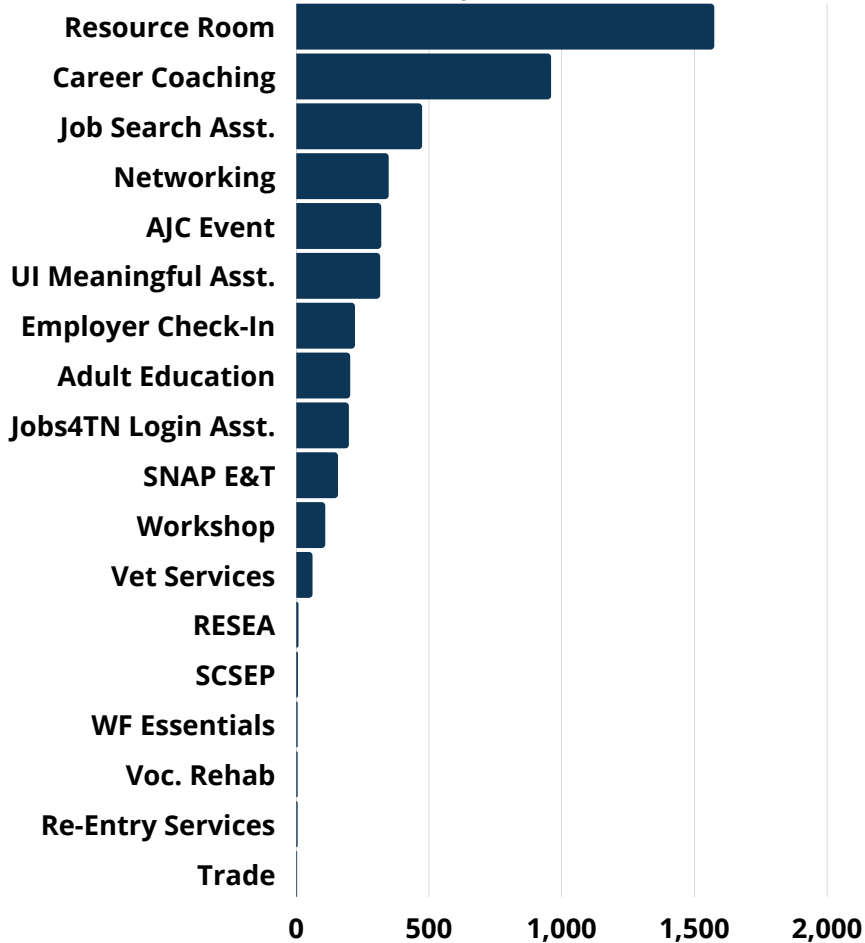
**85/71** New enrollments/ KPI enrollment goal for program year

# Southwest AJC Annual Report

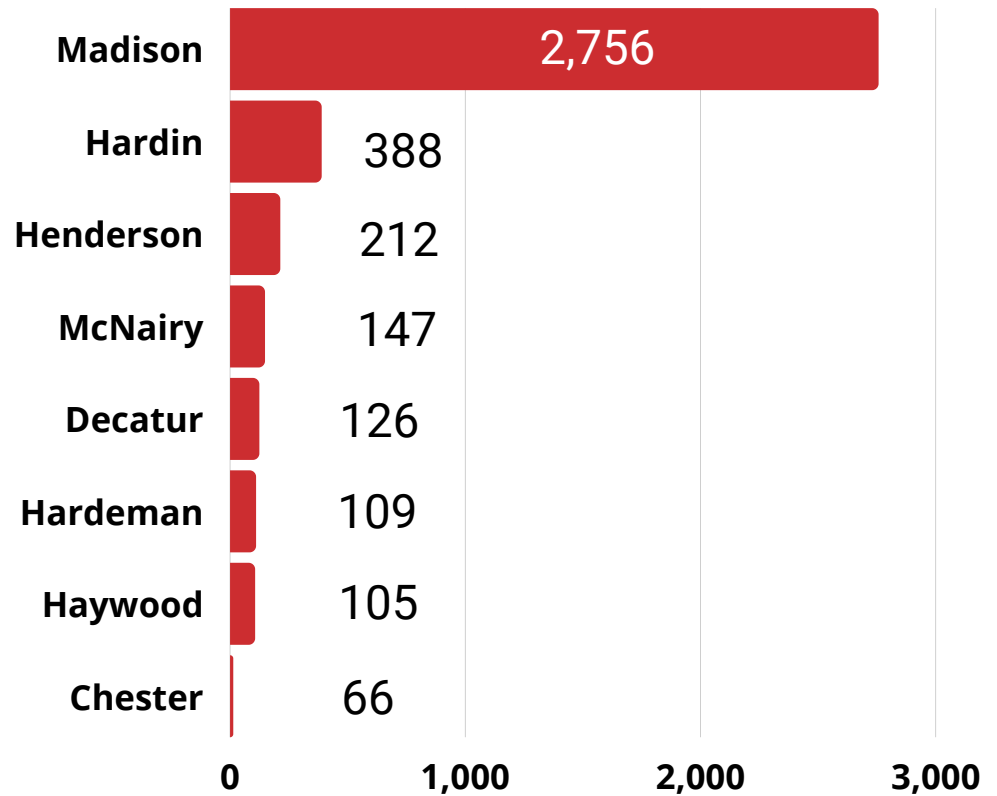
SWLWDA, August 2022

Totals for 07-01-2021 to 06-30-2022

## AJC Check-ins by Visit Reason

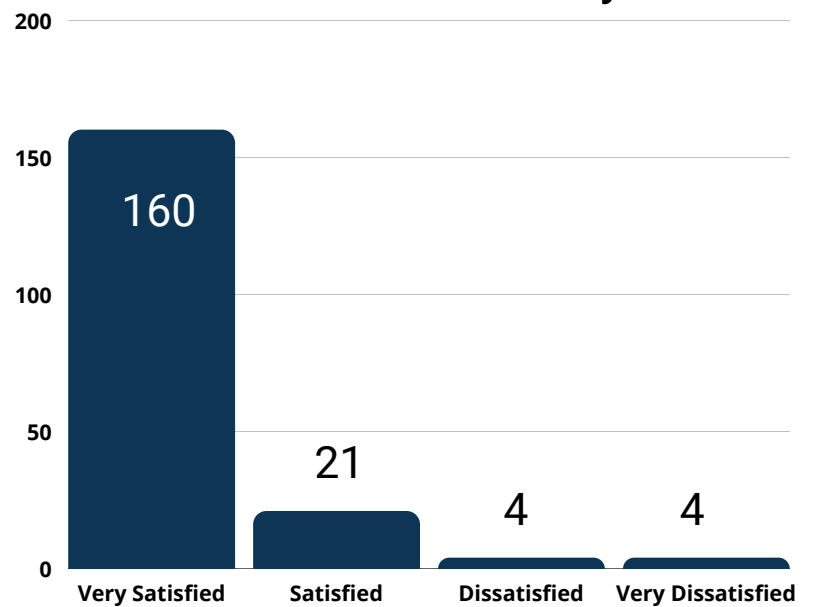


## AJC Traffic Counts



County	# Of Events	# of People Reached
Chester	27	197
Decatur	5	115
Hardeman	16	31
Hardin	55	120
Haywood	61	372
Henderson	76	154
Madison	157	1,465
McNairy	8	31
<b>Totals:</b>	<b>405</b>	<b>2,485</b>
<b>Total Reach</b> (Note- outreach has only been tracked from 10-01-2021)	<b>Outreach, AJC Events, &amp; AJC Foot traffic</b>	<b>6,970</b>

## Job Seeker Surveys



## Employer Surveys

